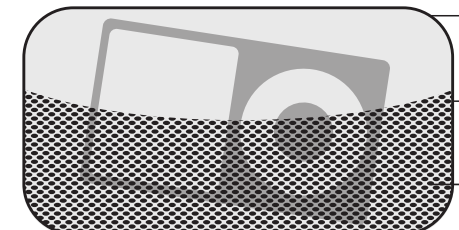



ROCKOUT 2 PORTABLE SPEAKER

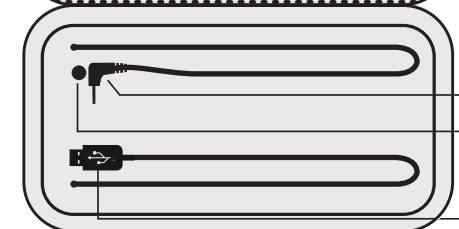
Get to Know Your Gear



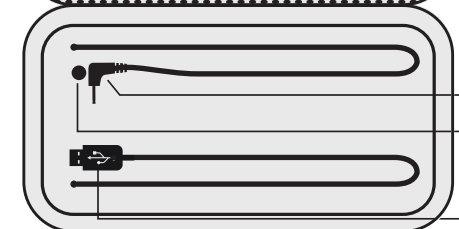
**HANG IT**  
Use the bungee harness to attach the speaker to your pack or ride.




**PROTECT IT**  
Audio device fits neatly inside the internal pocket.




**ROCK IT**  
Advanced DarkBass™ Technology delivers precise, high-quality sound every time.



**CONNECT IT**  
Input cord works with any standard headphone jack.



**CHAIN IT**  
Chain multiple speakers together for even more boom.




**CHARGE IT**  
Juice up directly from any USB source with the attached power cord.


Getting Started

- 1. Be sure to ACTIVATE YOUR WARRANTY at [www.GOALZERO.com/warranty](http://www.GOALZERO.com/warranty)
- 2. Connect the ROCKOUT 2 to your audio player with the audio input cord.
- 3. Turn it on to start playing.
- 4. Control your device with external audio controls.\*
- 5. Charge through any USB power source with attached cords.

\*External audio controls optimized to work with Apple(R) and Windows (R) products and works on most Android(R) devices.

How to Use

- 1 **Audio Input Cord**  
Plug your audio device into the built-in 3.5mm audio input.
- 2 **Audio Controls and Power Button**  
Press the  to turn on. Blue light indicates power on. Red light indicates charging.
- 3 **USB Charging Cord**  
Charge directly from any USB source with attached cord.
- 4 **Chaining Port**  
Chain together additional ROCKOUT speakers through this port.



\* Battery Saving Auto-Off Feature

ROCKOUT 2 will shut off after 20 minutes of inactivity to save battery.

Technical Specs

Usage	
Run time	20+ hours
Charge time	2 hours
Outputs	
Audio output port	3.5mm female audio jack, line-level (chaining)
Audio	
Speakers	2x 3W Stereo
Driver	100Hz-20kHz
Power	
Battery	Lithium-ion, 3.7V, 800 mAh, 3Wh
General	
Weight	12.2 oz (346 g)
Dimensions	7 x 3.75 x 2.5 in (17.9 x 9.5 x 6.4 cm)
Warranty	12 months
Certifications	CE and FCC
Optimal operating temp.	32-104°F (0-40°C)
Other	
Input	3.5mm audio jack, line-level
Charging	USB Cord, 5V

Attached Cords

- Attached USB Charging Cable
- Attached Audio Input Cord

Frequently Asked Questions

How durable is it?

The ROCKOUT 2 is impact and weather resistant. It can handle a hit, but take care to protect your audio equipment if stored inside.

Does it need to be plugged in for power?

Nope. The ROCKOUT 2 has a built-in battery that will last up to 20+ hours depending on how loud you crank the volume. Recharge from any USB power source.

Can multiple speakers be chained together?

Yes. Chain any number in close proximity together with the built-in cable, or use a 3.5mm audio extension cable for larger spaces. Each speaker in the chain must be recharged separately.

Is the internal battery replaceable?

No, but it will last for hundreds of cycles, or several years of use.

Why does my Android phone make a phone call when I use the external controls?

Although we really wanted the external controls of the Rock Out 2 to work with all phones and operating systems, the vast combinations of Android phones and software make it difficult to ensure full functionality for all devices. The Rockout 2 external controls are optimized for Windows and iPhone phones currently. Stay tuned for exciting updates that we have in the works...

Compatible With

Audio devices, like:

- Smartphone
- MP3 player
- Laptop
- Anything with a 3.5mm connector

GOAL ZERO products:

- NOMAD solar panels
- GOAL ZERO SWITCH 8 recharger
- GUIDE 10 PLUS
- SHERPA rechargers

USER GUIDE



- Fill out your warranty
- Watch demo video
- Download this manual



CONTACT US:

Toll Free: 888.794.6250

675 West 14600 South  
Bluffdale, UT, 84065

WWW.GOALZERO.COM

We proudly support TIFIE Humanitarian  
WWW.TIFIE.ORG